

March Meeting

**Return to the Fourth Thursday of the Month
March 23 at 6:30 pm
The Fish Market, 1681 US-31, Hoover**



This picture is of my 1970 Triumph GT6+. I found it on Craigslist in Ogallala, Nebraska in non-running condition in 2012 and I performed a full frame off restoration about 5 years ago. My fascination with this model began when, almost 50 years ago, I acquired through a trade the exact same year and model when I was attending college and dating my wife. - Ken McClellan



AACA National Headquarters
P.O. Box 417 Hershey, PA 17033
Founded 1935 717.534.1910
www.aaca.org

**Dedicated to the preservation,
restoration and maintenance of
automobiles and automotive history**

Membership in the AACA is required to be
a member of the Dixie Region
Ownership of an antique car is optional

The Exhaust Whistle

Dixie Region Birmingham, AL
Email stories and photos to Charlotte at
Realracegirl1@yahoo.com

The Exhaust Whistle is a monthly publication of the AACA Dixie Region, view expressed in the Exhaust Whistle are not necessarily those of the Region officers of AACA. Original material may be reprinted if credit is given.

2023 Dixie Region Officers

President: Vicki Bolton
Vice President: Sam Barnett
Treasurer: Jeff Senkbeil
Secretary: Charlotte Dahlenburg
Editor/Webmaster: Charlotte Dahlenburg

A Note From The

PRESIDENT

Greetings:

Although we had a small gathering at the last meeting, I thought it was a good meeting.

We had good discussions about how to move forward and grow our membership.

We have exciting times ahead! AACA has a great calendar of events for the year.

If you have never been to the Southeastern Spring Nationals in Charlotte, N.C., please consider going. The racetrack is an exciting and interesting venue. There are lots of things going on in addition to the AACA Nationals including the flea market and car corral.

One topic I want to explore at the next meeting are outings for the summer, which will be here before we know it. Do you have a place that you think the club would enjoy visiting? Please be thinking about it between now and March 23.

This meeting will be very important as we will vote on the new name for the region. Please come and express your thoughts and opinions.

Please bring your dues to the next meeting and I will collect dues and forward them to the treasurer.

Vicki Bolton

**TIME TO
RENEW YOUR
MEMBERSHIP**

Dues are \$20.00 per family.
You must be a member of AACA to be a member of the Dixie Region.
AACA dues are \$45.00.
All club dues will be collected at the next meeting.



Southern Museum of Flight

By James Meredith

As director of Alabama Packards, I have invited the Dixie Region of AACA to join us on any of our outings. On February 25 the Alabama Packards toured the Southern Museum of Flight.

The Southern Museum of Flight is one of the largest aviation museums in the Southeast. It is dedicated to presenting civilian, military and experimental aircraft and memorabilia from the earliest history of powered flights. It is the home of the Alabama Aviation Hall of Fame and houses over 100 aircraft.

We hadn't been in several years and in spite of the bleak weather had a turnout of about 15 people. We had a great time and saw a lot of interesting aircraft. This is a really great museum with many interesting exhibits, including one about the Tuskegee Airmen.

After spending a couple of hours there we met up for lunch at El Cazador.



Time together is well spent



Vietnam War Helicopters Exhibit



Engine display



Early flight display



Spotlight on Our Name Change

by Sam Barnett

As you will read in the minutes on page 7, we are changing the name of the Dixie Region of the AACA. This is to clear up any confusion with the larger vintage car club in the area, The Dixie Vintage Car Club.

At our February meeting we narrowed down a swath of suggestions to the three that resonated most with the members in attendance.

The three names each represent a different aspect of our area and are all, in my opinion, good choices, but we have to choose one and we would love for you to come out to our Dinner Meeting at the Fish Market, 1681 US-31, Hoover on March 23 at 6:30 pm and help us choose the name we will proudly bear into the future. I can't wait to see what we choose.



1 The first suggestion, alluding to our precious fresh water resources and named for the longest free running river in the area, is **The Cahaba River Region**.



2 The second suggestion evokes more of a car and road based topography and is named for the predominant feature on our skyline, **The Red Mountain Region**.



3 The third suggestion comes to us from Birmingham's Industrial past. Named for the first known automobile manufacturer in the Cahaba Valley, The Great Southern Automobile Company, the third nominee for a region name is the **Great Southern Region**.

Antique Automobile Club of America Southeastern Spring Nationals April 15, 2023 at Charlotte AutoFair

Hosted by Hornets Nest Region, AACA
Meet Email: aacact@windstream.net



Hornets Nest Region
Antique Automobile Club of America
9307-H Monroe Road
Charlotte, NC 28270

**AACA Southeastern
Spring Nationals
Information
Region Office
704-841-1396
Mon-Thur 9-3**



Vehicle Registrations Will Be Handled
With the Customary AACA Process.



2023 AACA Eastern Spring Nationals

Gettysburg, Pennsylvania

Highlights

Thursday Night Cruise-In
Flea Market & Car Corral
Bill Wessels Cadillac Collection
WWII American Experience Museum

Friday Night BBQ
Live Entertainment - The Evans Sisters

Awards Banquet
National Past-Presidents'
"CIRCLE OF CARS" including the
"TIN GOOSE" TUCKER
Courtesy of Patricia Swigart



MAY 18-20, 2023

Hosted by Gettysburg Region AACA

WYNDHAM GETTYSBURG
95 Presidential Circle • Gettysburg, PA

DON BARLUP
Co-Chairman
(717) 582-3209
pullman1914@aol.com

KARL KROUCH, SR.
Co-Chairman
(717) 576-7241
krouchs@msn.com

Event registration at www.aaca.org • Deadline 5/1/23



Dixie Region Calendar

March 23	Membership Meeting
April 27	Membership Meeting
May 25	Membership Meeting
June 22	Membership Meeting
July 27	Membership Meeting
August 24	Membership Meeting
September 28	Membership Meeting
October 26	Membership Meeting
November 16 (Third)	Membership Meeting
December 14 (Second)	Membership Meeting

Dixie Region Classifieds

For sale: 1959 Morris Minor 2 door sedan. A solid and complete car that was daily driven in 2015-17, hasn't been touched since 2020. Will need tires and rubber for all glass. Questionable taste two tone beige and chocolate paint job and very incorrect but functional interior. Located near Huntsville, \$3000. Call or text Sam Barnett at 205-482-0165.

For sale : 1966 Jaguar Mark X. 4.2 with factory air. 305 Chevy engine, TH 400. Turns over easily. Hasn't run since 2016. Lots of extra parts. Solid car with decent interior, \$6500. Call James Meredith at 205-492-5546.

A Note From The

EDITOR

The birds are chirping, leaves are popping out everywhere. Spring is in the air... cough, wheeze, cough, cough... oh yeah, there is pollen too!

All kidding aside. it is a great time of year to get the old car out and drop the top. There are more shows and cruise-ins than we can possibly attend.

Pick a few out and see what they have to offer. There is nothing like walking through a parking lot filled with antique and classic vehicles. The colors cover the entire rainbow. The styles from each era catch your eye and draw you in.

Once you get to the vehicle you almost always strike up a conversation with the owner. You ask a bunch of questions about the vehicle and sometimes you even ask how they acquired a vehicle, but are you asking the most important question?

I am talking about the question of "Do you belong to a car club?" This is when you can talk about our Region and AACA and what we have to offer. Don't forget to mention that we are a great group of people and we love to get together. AACA's motto is come for the cars and stay for the people!

Happy Spring!

Charlotte Dahlenburg

Recruiting New Members

Our Region is being rebuilt from the ground up and we are eager to recruit more friends who want to be a part of an organization dedicated to the AACAs mission here around the Magic City. We are hoping to attract many of the owners of the great cars that one can see around the area, as well as current AACA members that are not associated with our region, and to draw back some of the members that we have lost touch with during the years. The AACA gives each region a number of free memberships, as well as free first time memberships for veterans and active military members. These programs added to the strong junior membership program and all the benefits of membership, from the amazing Antique Automobile magazine to the free time at the AACA Library and Research Center, this creates a number of ways for us to grow our ranks. If you have any suggestions for ways to recruit members or for particular folks for the leadership to contact, please come share them with us at the March meeting.



The Military Sponsorship Program is available to all of the Military Veterans that have proudly served to protect our homeland and freedoms. With this program, AACA is extending a limited number of complimentary 2023 memberships for first-time AACA applicants. More information on this program and an application can be found on the AACA website under member information and drop down to Military.

These complimentary 2023 memberships are for first-time AACA applicants and are limited by the funds available for this program. These complimentary applications for membership are intended for individuals who have a genuine interest in the antique car hobby.



What Have You Been Up To?



We had lots of help this weekend when we were working on the 1997 GMC 1500 pick up which is Arthur's daily driver. These kids may very well be the future of the old car hobby! - Vicki



We attended Memories on Main Street in Lucedale, MS on Sat., March 11. The show was fun and all the business along the historic Main Street stayed open for the 200 plus cars. Our 1955 Chevy Bel Air took runner up award in the 50-59 Category. - Charlotte




Ontario Yours to Discover
2023 AACA FOUNDERS TOUR
 London, Ontario, Canada | July 16th to 22nd, 2023



We welcome all vehicles 1932-1998

Tour highlights will feature...

- RM/Sotheby's Restorations
- Fleetwood Estate (The collection of Steve Plunkett)
- Oil Museum of Canada
- The Canadian Baseball Hall of Fame



Come north of the border and enjoy some Southern Ontario Hospitality!

ANTIQUE AUTOMOBILE CLUB OF AMERICA
 ONTARIO REGION

Andrew Sommers (Tour Chairman)
 AACAOntario2023@gmail.com
 905-305-7747

Hotel booking information at aacaontario.ca

In Memory of Chris Ritter
AACA Eastern Divisional Tour
 June 24-28, 2023 ▪ Denver, PA

Saturday, June 24 (early bird): Reading Pagoda
Sunday, June 25: Boyertown Museum ▪ Eastwood Products ▪ Pottstown Carousel
Monday, June 26: Yuengling Brewery ▪ Pioneer Coal Mine
Tuesday, June 27: National Watch and Clock Museum ▪ Covered Bridge Tour ▪ Organ Concert in Lancaster
Wednesday, June 28: Tours & Car Games at National Headquarters

Tour Chairman: Chuck Gibson
 609-221-5435, gibsonorgntnr@aol.com

The Chris & Kathleen Koch
AACA LIBRARY & RESEARCH CENTER
 Sponsored by AACA Library & Research Center

ANTIQUE AUTOMOBILE CLUB OF AMERICA
 DIVISION OF AMERICA



February Meeting Minutes

Minutes of the regular meeting of the Dixie Region of The AACA:

February 21, 2023

We discussed the tax status of the region and unanimously agreed that the AACA's suggestion that regions classify as 501c7 organizations, a classification for social clubs. This allows a greater flexibility in our spending for the region.

We were given a treasurer's statement including account balances. Discussion was had as to our future plans, as most of our money is in a CD, and we agreed that there was little hurry for those decisions.

A motion was made and seconded to set the dues for the local at \$20 per year, motion passed unanimously

We began discussing new names for the region and whittled down the suggestions to three choices

1. Cahaba River Region
2. Red Mountain Region
- 3: Great Southern Region*

*The Great Southern Automobile Company of Birmingham, AL existed from around 1908 until about 1921, although none of their vehicles are known to have survived, they are credited with creating the first design for the modern bus.

We will vote on the region name at the March meeting, March 23, 2023.

We spoke about the free memberships that are provided to each region as recruiting tools in addition to reminding

members about the free first time membership to Military members and the junior membership program. It was suggested that we should try to use these tools as much as possible in the next year as we build our membership back up.


We spoke about the non active Central Alabama Region out of Montgomery and want any members that have friends or contacts down there to reach out and extend an invitation to take part in any of our activities and to help them get back to active status as well.

It was decided that the next meeting should follow the pattern of meeting on the fourth Thursday of the month, making our next meeting date March 23. It was also decided to make this meeting a dinner meeting, with a casual meeting and discussion of potential events for the rest of the year, including small tours or museum visits. Dinner meeting location is TBA and will be found by VP Barnett.

We read through and discussed the constitution as it is currently written and found many areas for improvement and correction. VP Barnett is working on that and hopes to have the suggested version emailed to the members before the March meeting, so we can discuss the changes during our meeting, and vote on the constitution with its proper region name at the April meeting

Meeting was closed by President Bolton

Respectfully submitted Sam Barnett



REMINDER: If you haven't made a donation to the AACA Building Maintenance Fund yet, it's not too late.

Every dollar helps!

For information on how to donate, just call AACA National HQ at 717-534-1910.



At the Barn with Sam

And the adventure continues: There is a certain small irony that I've spent my career doing lighting in theaters and have never done much lighting on a car. The little easy project that began as a loose headlight ring, that entailed fabricating and epoxying new parts in the hundred year old light, has now moved to wiring and rebuilding the cowl lights.

As I began prepping this car, I decided that I would switch the car over to LEDs, as they had become so easy to get. I was able to order 6V positive ground headlight and cowl light bulbs designed for prewar single wire 6V systems and positive grounds. With those ordered, I found that the headlights were not getting full voltage.

I traced that back to the headlight setting in the Delco switch with the voltmeter and decided to put cowls and heads on one switch, the cowl light setting, since the LEDs would draw so little wattage. I pulled the front seat for maneuvering room, looked under the dash, and began to chase wires for the cowl lights.

Unlike all of the well built, but modern wiring in the car, this was lovely cloth covered wire, and it was well installed. Looks can be deceiving, and when I touched the wire, it cracked and crumbled in my hands. It had to all be replaced and that meant pulling the cowl lamps off.

One came apart easily and the other took quite a bit of persuasion, for so delicate of a little screw. When apart, I tore them down to their bare parts, remove the solder in the end piece of the wire and set new wires in the end pieces.

Now on to installing the cowls to match the newly repaired headlight ring. Ah, the joys of pulling old cars out of storage.

- Sam Barnett



The pictures above show the process on the headlight of repairing the damage, a perfect original headlight ring with bad plating, and the method used to repair the head light ring, as well as exploded views of a 25 Marmon cowl lamp and the comparison the two headlight gaps for the ring to set onto the headlight body. Mine is not very good, but it's okay. More gap than I wanted, and I know what I'll do differently next time!




Use Your Newsletter as a Marketing/ Membership Tool

By Phillip Cole
Vice President
– Publications

Traveling to Nationals and other events across the country, I have noticed some of our chapters and regions are passing out their newsletters to potential new members and spectators. Have you ever thought about using your newsletter as a marketing/membership tool? Here are some examples: One chapter sets up a tent at the local Cars & Coffee and passes out copies of Antique Automobile and their newsletter along with the AACA brochure and their local brochure. All of these have a contact website printed on them. Last year at one of our Nationals, the sponsoring region printed up a brief magazine about the event, AACA, their region and local area. Strategically placed, there was a membership application in it. I took a picture of the show field; and when I looked at it, I saw one of those magazines in the hands of virtually every spectator. Now, that's a great example of good marketing! Okay, I know our editors are mentally estimating the cost, but how much would you be willing to pay for an influx of new members, great public relations in your area and the spreading of the mission of AACA?

As the Vice President of Publications, I read dozens of newsletters each month. All of them are interesting and well worth reading. And yes, a primary purpose of your newsletter is to inform and motivate your current local membership. Of course, it is! Most of us seem to have our in-reach down pat. But now take another look at your newsletter. How could you add some out-reach? What could you add to make it more interesting to potential new members and spectators at your events? Where could you add some information about the mission of AACA? Come to think of it, since you are reading this article from the Rummage Box, how about one or two of our National Directors' articles and the calendar of national events for a start!?!

Rummage Box articles courtesy of AACA



AACA is Looking for a Few Good Men and Women

Serving on AACA's Board of Directors is a high calling and a great honor; however, it is not for everybody. If you feel that you can serve the membership and possess the following qualifications, we need to talk to you.

First, you must have a genuine love of the antique automobile hobby. You must have the ability to serve at the national level. This requires you to devote the time, energy, and personal resources necessary to participate in meetings, nationals, tours, and regional activities.

You must be able to function in a team atmosphere by being a team player and/or team leader. You must be able to support your fellow board members and maintain strict confidentiality as required.

Directors need to have the respect of their fellow club members, gained as a proven and successful leader. Experience in chairing or working with AACA committees is important, and background in chairmanship of national level activities is valuable. A track record of active involvement in the hobby, and recognition as a selfless and hard worker for the fun and enjoyment of others is critical.

The best directors are those who rise into the highest offices of AACA and those who work hard so others may enjoy their hobby. To them, knowing that AACA has been successful is more important than their own individual recognition. Still, one of the intangible benefits of leading AACA is the respect and recognition you will receive from the members. It is their thanks for your friendship, your concern for the hobby and their enjoyment of the club, and your wholehearted devotion to AACA.

If you feel that you qualify for consideration by the AACA Board of Directors, please contact Jim Elliott, Chairman Nominating Committee, at 757-880-3343 or aacajim@cox.net.

Speedster articles courtesy of AACA



1959 Ford Country Squire with Push Button ‘Station Wagon Living’ Equipment

By Mark Maynards | JUL 23, 2021

Story reprinted from www.MaynardsGarage.com; Photos from Ford Motor PR Archives

The Country Squire wagon concept packaged the car-camping essentials, including the boat and kitchen sink

Ford Motor cast a line for 1959 to test the waters of consumer interest for a car-camping concept based on a 1959 Ford Country Squire. The rig would provide push-button station wagon living with all the gear, including the kitchen sink.

According to Wikipedia, the U.S. and the world were emerging from the “Recession of 1958.” And Ford marketers might have felt that consumers were ready to get out and enjoy the freedom of car camping.

That might have been so, but not so much for this outrageously sophisticated concept. I came across these two photos at the Ford media site, but there were no other details.

In this era before the modern SUV, the big Ford Squire wagon was a good starting place. Built on a bigger platform for 1959, the Country Squire body was 5 inches longer and the new 118-inch wheelbase was 2 inches longer than the 1958 model. In addition, the second and third rows were re-engineered to fold flat.

The 1959 Ford Country Squire wagon concept with Push Button ‘Station Wagon Living’ equipment and rooftop boat

Country Squire Concept

An online search for information on this concept car brought up Shorpy.com, an American historical photo archive.

Shorpy has a news item from the Washington Post of



The rooftop boat neatly contained the concept's camping essentials. (Ford)



The Country Squire concept packaged such camping essentials as a car-top tent with a double bed, an electric refrigerator, and a shower. (Ford)

July 3, 1958, highlighting the details.

“Travelers and sportsmen who would like to park their cars after a day’s drive and set up camp by pushing a few magic buttons may be able one day to do just that.

“With the ‘pushbutton camper,’ a specially equipped experimental Ford station wagon, a traveling couple could pull into a parking area, lower a boat from the roof top, pitch their tent and set up a kitchen unit protected by an overhead awning — almost without getting out of the car.

“One push button lifts the boat and swings it over the side so it can be easily removed for launching. A car-top tent, containing a full-sized double bed, already made up and equipped with a reading lamp, is erected by another button.

“After the tailgate is opened, a third button slides out the compact kitchen unit complete with an electric refrigerator and two-burner stove, a work table and meat cutting block, and a sink with hot and cold running water.

“The roof compartment also houses a shower head, complete with curtain. Ford has no definite plans for mass producing such a vehicle.

“If consumer demand warranted it, a company official said, the automatic equipment could be produced by independent suppliers and installed by a Ford dealer.”

‘Louie Mattar’s Fabulous Car’

The Country Squire wagon concept was a feat of engineering finesse, but it was not the first such example.

I give that credit to Louie Mattar who upfitted a 1947 Cadillac with all the comforts of home. Then, in 1952, he and two other men established a cross-country endurance record. They drove the Cadillac from San Diego to New York and back without stopping. Their trip totaled 6,320 miles and required refueling from a moving gas truck three times.

AAA Calendar

April

13-15 Southeastern Spring Nationals - Charlotte NV - Hornets Nest Region

30-May 3 Southeastern Divisional Tour - Oak Ridge, Tennessee - East Tennessee Region

May

18-20 Eastern Spring Nationals - Gettysburg, PA, Gettysburg Region

June

25-28 Eastern Divisional Tour - Hershey Region, AACA Library

July

16-22 Founders Tour - Ontario & Quebec - Ontario Region

28-29 Special Eastern Summer Nationals - Norwich, NY, Rolling Antiquers Region

August

10-12 Grand Nationals - East Moline, Illinois, Mississippi Valley Region

October

4-7 Eastern Fall Nationals - Hershey, PA Hershey Region

22-27 Rivalry AAA Glidden Tour (Pre-1943) Thomasville, Georgia - VMCCA host

Local Calendar

Cruise Ins

First Saturday - 8-11am Hoovers Tactical Firearms Cruise In 1561 Montgomery Hwy. Hoover. Hosted by Dixie Vintage Antique Automobile Club

First Saturday - 3pm Jan - Mar 5pm Apr-Dec 202 South Gilmer Ave, Lanett, AL More info Billy Humphrey at mrmopar622@gmail.com. Free event

2nd Saturday - 5-8pm Apr-Oct Bee Line Highway Classics & Cruisers Railroad St, Hartselle

2nd Saturday - 6-9pm Apr-Oct Alabama Misfits Jack's Exit 267 off I-65 1195 Walker Chapel Rd, Flutondale

Third Saturday - 6pm Tallahassee Shopping Center 400 Gilmer Ave

Shows

March

25 Bikers 4 Kids Charity Ride. Buffalo Wings, Chesea. Entry is \$20/bike and \$10/passenger. Info at bikesfourkids@gmail.com

25 Mighty Bulldogs top 20 Car Show. Lafayette High School 214 1st Ave SE, Lafayette. 9-11pm Contact 334-864-9881. \$20 registration. Cars, Trucks and Bikes welcome.

25 Christ First Ministries Church 2nd Annual Car & Truck Show. 10am-3pm Rain or shine \$20 registration Contact Greg Fulmer 256-339-4336

26 Cars 'N Tacos 5-8pm 620 Hwy 67 Priceville

April

1 Holiday Raceway Car Show and Truck Show, Open Track, Test and Tune, Swap Meet Gates open at 11am Open Track/test and tune 12pm-4pm. General Admission \$10. Test and Tune \$20 www.holidayraceway.com 20105 Hwy 11 Woodstock, AL. 205-938-2123

1 3rd Annual Cruise-in 10am-2pm, Patterson Site 3920 Troy Hwy, Montgomery Info at 334-420-4363

1 2nd Annual Motors for Youth Sports. 9am-2pm 127 Caty Humma Ln., Meridianville. Reg \$20

8 Zamora Wheelz Car Show. Food, Fun & Cool Cars, Trucks & More! Show Cars \$20 Registration 7:30-12pm. Open to public 9am. 14719 Hwy 280. Chelsea. For info call 205-365-8192.

8 Knightens Crossroads Volunteer Fire Dept. 2nd Annual Car Show. 8am-2pm Fagan's Park Piedmont Info at Hunter Webb 256-689-1558

15 2nd Annual Downtown Cruise-In. 8am-1pm Gay Street Parking Lot Auburn.

15 Pell City Car Show 9am-3pm. Benefiting the PCHS Wrestling program. Pell City High School 1500 Cocswell Ave. www.pellcithcarshow.com 205-200-0359

22 Integrity Real Estate Classic Car show & Swap Meet. \$25 per car. Smith Lake Park, Cullman. Contact Michelle Wisner 256-347-5263 Doors open at 10am-2pm Food, Inflatables, Fun!

22 Magnolia Festival Car Show. Gardendale First Baptist Church 9am-2pm. \$15 Preregister April 12 deadline \$20 day of show. Main St and Fieldstown Rd. Contact gmfcarshow@gmail.com Registrations at MagnoliaFestival.org

22 6th Annual Daniel Ray Willis Memorial Car and Bike Show. No entry fee Donations only. First 50 Resisted receive a goody Bag. NE location Tannehill State Park 12632 Confederate Pkwy. McCalla. Door prizes, Ssilent auction, 50/50. Hosted by Creative Images 205-491-3411.

29 Vintage and Classic Car Show presented by DVAAC in conjunction with Celebrate Hoover Day. Gates open at 8:30am, Check in 9-11 am \$20 Entry fee paid at gate. Awards 2 pm. Info at Gary 205-706-7614

May

5-7 Battle in Bama Hot Rod, Truck and Bike Show. USS Alabama Battleship Memorial Park. Info at www.batleinbama.net

6 2nd Annual Fire 'Em Up Car, Truck, Motorcycle Show 8am-2pm Lake Lurleen State Park Reg \$20 form 8-10am Food Trucks, 50/50. Info: Greg Robertson 205-657-3702 greg.robertson@flocorp.com

6 Parking Lot Pandemonium Bike, Car & Truck Show. 8am-2pm Pinson Valley High School Hwy 75 Pinson, AL. Reg \$25 day of show Early \$20 via Venmo or CashApp. Large Trophies! Awards at 1:30. Live Band, Food Trucks, Vendor and Gift Drawings. Host Scott Ragsdale

13 3rd Annual Car & Truck Show at the City Hall in Vernon, AL. Kids things, cash giveaways, prizes, 50/50 drawing, food, vendors, great music and restrooms. Proceeds will benefit St. Jude! Info Dian Glasgow 205-712-6072 or James Lacey 205-712-3884.





5 steps to bring your car out of storage for spring driving season

Reprinted from Hagerty.com

By Kyle Smith April 2, 2021 Photos by Kyle Smith

No amount of lamp light will cure the car lover's seasonal affective disorder, suffered when the weather is too cold or the roads too salty for driving a classic. Luckily, spring is upon us, which means many of us are champing at the bit to get our cars out of storage and onto our favorite roads. If you haven't already, you're likely planning to go out to the garage soon in order to peel the car cover off and greet an old friend for a fresh season of cruising. Tempting as it might be to just turn the key and go, it's often wise to make sure everything is in order, so as to avoid any mechanical diversions from the next blissful day of weekend sunshine. These five steps should do the trick:


Clean and inspect

Even if your beloved ride has been living under a cover for the last few months, it could use a good



cleaning before hitting the town. The best part about a good deep clean-up is that it gets you up close and in personal with your car. A basic walk-around tends to overlook a handful of areas, but going over the whole body with a microfiber or a clay bar will get you noticing a lot more than a passing glance would turn up. Keep a pad of paper handy while you do this and document your observations while you go over the car front to back or snap some photos on your phone. This written status report or photo documentation can be a useful reference in future to better understand how components are wearing or aging.

If you have the ability, put the car up on a lift or jack stands and roll underneath for a quick peek at the undercarriage. Follow the brake lines from end to end, visually inspect the suspension, and look



on the floor for evidence of leaks that might have popped up or gotten worse. Again, document what is happening and make note of elements that might need more careful monitoring as the driving season goes on. Any big changes you don't recognize should be addressed before leaving the garage.

While you're at it, take the time now to undo any traps or rodent deterrents you placed in the fall.

Gas, tires, oil



Start at the top or the bottom, but attend to these three things before the keys get near the ignition. Tire pressures likely changed over the storage season, so top up and inspect for dry rotting and general condition because tires are often "set it and forget" items for many owners despite being items that age and wear out. The four-number code on the side of tires is easy to decipher and can help keep you and your passengers safe while cruising. Blowouts are not fun.

You used stabilizer in the gas tank when you put the car into storage right?

Check the oil level and general condition. I typically recommend putting cars into storage with fresh oil, which makes bringing them out easy because it is a simple level check, top off any that's missing, and good to go. If you want to go over the top and have decent DIY skills you can prime the oil system before first start. This is a fairly easy task on most engines but does require pulling the distributor along with a tool to spin the oil pump drive shaft.

Brakes

I've personally heard at least a few instances of someone firing up their pride and joy, dropping it into reverse and only realizing once rolling that their brakes were not ready for driving. It typically doesn't end well. To prevent this, my favorite easy method (in addition to the visual inspection noted above) is the "hard/harder test." Before starting the car, sit in the drivers seat and press on the brake pedal firmly—think of the pressure that is normal medium speed stop—and then release. Now press on the brake pedal

harder—akin to the force of a panic stop—and hold it for 5-6 seconds. The pedal should remain rock solid. If there is any give or slow release of pressure there is a problem that needs addressing in your brake system. This test is designed to suss out problems that might not be visually apparent without disassembly: leaky wheel cylinders or soft brake lines, for example.

Take it slow ... by not moving at all



Finally, start the engine. Even if you ran it a few times through the winter, take this opportunity to do it with a careful eye. Let it idle up to running temp. This will give you time to oversee the engine as it warms up. Inspect for leaks, smoke, or any unusual noises. Address as needed.

Drive!

Get out of the garage and head out for a short drive, start with a lap or two around the neighborhood at low speed to just get a feel for the car again. Remember, old cars have old brakes and it might require a bit of mental readjustment after a winter behind the wheel of your modern daily driver. If anything feels out of the ordinary be sure to take a mental note (or a physical one—you still have that pad of paper handy right?) and either look into it at a stop or upon returning home, depending on the severity.

